




District Health Assessment for Multiple District 330 through January 2026

District Name	Status/ Number of Months in Status *	Clubs							Membership							Member Strength		Cancellation		Reports			Finance	Leadership			
		Active Clubs	Clubs in Status Quo	Total Clubs	% Status Quo Clubs in Financial Suspension	New Clubs	Cancelled Clubs	YTD Net Club Gain/Loss	Current Members In Active Clubs	Current Members In Status Quo Clubs	Current Total Members Count	YTD Add	YTD Drop	YTD NetGrowth (includes Active and Status Quo)	YTD NetGrowth% (includes Active and Status Quo)	Member Count 12 Months Ago	Average Member Count Per Club	% of Clubs with less than 20 members	Average Cancelled Club Age	Members Lost Due to Cancelled Clubs	% of Clubs Reporting Service	% No MMR in 3 Months	% No Officer Report in 12 months	% of Clubs with balance 90+ days	Number of Zone Chairs Recorded	Number of Region Chairs Recorded	District Officers Vacancies **
330 A		178	0	178	0%	1	0	1	4388	0	4388	364	251	113	2.64%	4,576	25	49%	0	0	63%	53%	1%	5%	23	8	
330 B		135	0	135	0%	0	1	-1	3341	0	3341	200	172	28	0.85%	3,389	25	41%	57	18	50%	45%	1%	0%	29	10	
330 C		64	0	64	0%	0	1	-1	1508	0	1508	86	76	10	0.67%	1,465	24	53%	31	8	47%	58%	2%	6%	11	0	
		377	0	377	0%	1	2	-1	9237	0	9237	650	499	151	1.66%	9,430	25	47%	44	26	55%	51%	1%	3%	63	18	




District Health Assessment for Multiple District 331 through January 2026

		Clubs							Membership							Member Strength		Cancellation		Reports			Finance		Leadership		
District Name	Status/ Number of Months in Status *	Active Clubs	Clubs in Status Quo	Total Clubs	% Status Quo Clubs in Financial Suspension	New Clubs	Cancelled Clubs	YTD Net Club Gain/Loss	Current Members In Active Clubs	Current Members In Status Quo Clubs	Current Total Members Count	YTD Add	YTD Drop	YTD NetGrowth (includes Active and Status Quo)	YTD NetGrowth% (includes Active and Status Quo)	Member Count 12 Months Ago	Average Member Count Per Club	% of Clubs with less than 20 members	Average Cancelled Club Age	Members Lost Due to Cancelled Clubs	% of Clubs Reporting Service	% No MMR in 3 Months	% No Officer Report in 12 months	% of Clubs with balance 90+ days	Number of Zone Chairs Recorded	Number of Region Chairs Recorded	District Officers Vacancies **
331 A		67	0	67	0%	1	2	-1	2331	0	2331	150	100	50	2.19%	2,343	35	19%	45	20	61%	42%	1%	1%	12	0	
331 B		66	0	66	0%	0	0	0	1855	0	1855	93	54	39	2.15%	1,851	28	41%	0	0	44%	39%	2%	2%	10	0	
331 C		41	0	41	0%	0	1	-1	1381	0	1381	71	78	-7	-0.50%	1,447	34	20%	67	22	68%	51%	5%	0%	10	0	
		174	0	174	0%	1	3	-2	5567	0	5567	314	232	82	1.49%	5,641	32	28%	52	42	56%	43%	2%	1%	32	0	




District Health Assessment for Multiple District 332 through January 2026

		Clubs							Membership							Member Strength		Cancellation		Reports			Finance	Leadership			
District Name	Status/ Number of Months in Status *	Active Clubs	Clubs in Status Quo	Total Clubs	% Status Quo Clubs in Financial Suspension	New Clubs	Cancelled Clubs	YTD Net Club Gain/Loss	Current Members In Active Clubs	Current Members In Status Quo Clubs	Current Total Members Count	YTD Add	YTD Drop	YTD NetGrowth (includes Active and Status Quo)	YTD NetGrowth% (includes Active and Status Quo)	Member Count 12 Months Ago	Average Member Count Per Club	% of Clubs with less than 20 members	Average Cancelled Club Age	Members Lost Due to Cancelled Clubs	% of Clubs Reporting Service	% No MMR in 3 Months	% No Officer Report in 12 months	% of Clubs with balance 90+ days	Number of Zone Chairs Recorded	Number of Region Chairs Recorded	District Officers Vacancies **
332 A		63	0	63	0%	0	0	0	2025	0	2025	108	60	48	2.43%	1,958	32	19%	0	0	49%	51%	0%	5%	11	0	
332 B		49	0	49	0%	0	0	0	1686	0	1686	46	65	-19	-1.11%	1,778	34	20%	0	0	80%	51%	0%	10%	10	0	
332 C		55	0	55	0%	0	0	0	1454	0	1454	48	49	-1	-0.07%	1,491	26	40%	0	0	44%	58%	0%	4%	8	0	
332 D		63	0	63	0%	0	1	-1	2027	0	2027	98	81	17	0.85%	2,088	32	19%	45	2	78%	46%	0%	0%	25	0	
332 E		48	0	48	0%	0	0	0	1574	0	1574	89	40	49	3.21%	1,586	33	17%	0	0	58%	44%	0%	2%	20	0	
332 F	T(24)	40	0	40	0%	0	2	-2	1060	0	1060	40	44	-4	-0.38%	1,130	27	40%	52	2	30%	53%	33%	3%	10	0	
		318	0	318	0%	0	3	-3	9826	0	9826	429	339	90	0.92%	10,031	31	25%	49	4	58%	50%	4%	4%	84	0	



District Health Assessment for Multiple District 333 through January 2026

		Clubs							Membership							Member Strength		Cancellation		Reports			Finance	Leadership			
District Name	Status/ Number of Months in Status *	Active Clubs	Clubs in Status Quo	Total Clubs	% Status Quo Clubs in Financial Suspension	New Clubs	Cancelled Clubs	YTD Net Club Gain/Loss	Current Members In Active Clubs	Current Members In Status Quo Clubs	Current Total Members Count	YTD Add	YTD Drop	YTD NetGrowth (includes Active and Status Quo)	YTD NetGrowth% (includes Active and Status Quo)	Member Count 12 Months Ago	Average Member Count Per Club	% of Clubs with less than 20 members	Average Cancelled Club Age	Members Lost Due to Cancelled Clubs	% of Clubs Reporting Service	% No MMR in 3 Months	% No Officer Report in 12 months	% of Clubs with balance 90+ days	Number of Zone Chairs Recorded	Number of Region Chairs Recorded	District Officers Vacancies **
333 A	T(14)	68	0	68	0%	0	2	-2	2753	0	2753	165	126	39	1.44%	2,712	40	18%	38	45	78%	38%	3%	4%	12	0	
333 B		47	0	47	0%	0	0	0	1186	0	1186	95	30	65	5.80%	1,248	25	47%	0	0	55%	68%	9%	11%	8	0	
333 C		97	0	97	0%	1	0	1	2520	0	2520	145	105	40	1.61%	2,586	26	36%	0	0	69%	58%	1%	5%	19	0	
333 D		42	0	42	0%	0	0	0	1596	0	1596	93	52	41	2.64%	1,631	38	21%	0	0	81%	29%	0%	0%	9	0	
333 E		78	0	78	0%	1	0	1	3456	0	3456	196	124	72	2.13%	3,606	44	17%	0	0	86%	37%	0%	0%	14	0	
		332	0	332	0%	2	2	0	11511	0	11511	694	437	257	2.28%	11,783	35	27%	38	45	74%	47%	2%	4%	62	0	



District Health Assessment for Multiple District 334 through January 2026

District Name	Status/ Number of Months in Status *	Clubs						Membership								Member Strength		Cancellation		Reports			Finance	Leadership			
		Active Clubs	Clubs in Status Quo	Total Clubs	% Status Quo Clubs in Financial Suspension	New Clubs	Cancelled Clubs	YTD Net Club Gain/Loss	Current Members In Active Clubs	Current Members In Status Quo Clubs	Current Total Members Count	YTD Add	YTD Drop	YTD NetGrowth (includes Active and Status Quo)	YTD NetGrowth% (includes Active and Status Quo)	Member Count 12 Months Ago	Average Member Count Per Club	% of Clubs with less than 20 members	Average Cancelled Club Age	Members Lost Due to Cancelled Clubs	% of Clubs Reporting Service	% No MMR in 3 Months	% No Officer Report in 12 months	% of Clubs with balance 90+ days	Number of Zone Chairs Recorded	Number of Region Chairs Recorded	District Officers Vacancies **
334 A		104	0	104	0%	2	0	2	5160	0	5160	372	198	174	3.49%	5,028	50	13%	0	0	59%	32%	0%	0%	17	0	
334 B		71	0	71	0%	1	1	0	3306	0	3306	188	104	84	2.61%	3,326	47	13%	23	4	89%	32%	0%	0%	12	0	
334 C		68	0	68	0%	1	0	1	2759	0	2759	171	79	92	3.45%	2,733	41	18%	0	0	87%	35%	0%	0%	14	0	
334 D		97	0	97	0%	8	0	8	4489	0	4489	470	161	309	7.39%	4,276	46	10%	0	0	71%	45%	2%	3%	17	8	
334 E		47	0	47	0%	1	0	1	2187	0	2187	206	84	122	5.91%	2,124	47	13%	0	0	89%	38%	0%	2%	8	4	
		387	0	387	0%	13	1	12	17901	0	17901	1407	626	781	4.56%	17,487	46	13%	23	4	76%	37%	1%	1%	68	12	



District Health Assessment for Multiple District 335 through January 2026

District Name	Status/ Number of Months in Status *	Clubs							Membership							Member Strength		Cancellation		Reports			Finance		Leadership		
		Active Clubs	Clubs in Status Quo	Total Clubs	% Status Quo Clubs in Financial Suspension	New Clubs	Cancelled Clubs	YTD Net Club Gain/Loss	Current Members In Active Clubs	Current Members In Status Quo Clubs	Current Total Members Count	YTD Add	YTD Drop	YTD NetGrowth (includes Active and Status Quo)	YTD NetGrowth% (includes Active and Status Quo)	Member Count 12 Months Ago	Average Member Count Per Club	% of Clubs with less than 20 members	Average Cancelled Club Age	Members Lost Due to Cancelled Clubs	% of Clubs Reporting Service	% No MMR in 3 Months	% No Officer Report in 12 months	% of Clubs with balance 90+ days	Number of Zone Chairs Recorded	Number of Region Chairs Recorded	District Officers Vacancies **
335 A		59	0	59	0%	0	1	-1	1602	0	1602	132	65	67	4.36%	1,578	27	29%	60	5	51%	41%	0%	0%	11	4	
335 B		137	0	137	0%	0	0	0	5722	0	5722	259	264	-5	-0.09%	5,828	42	13%	0	0	76%	25%	0%	2%	20	11	
335 C		96	0	96	0%	0	0	0	3376	0	3376	174	131	43	1.29%	3,437	35	23%	0	0	76%	39%	0%	1%	20	0	
335 D		50	0	50	0%	0	0	0	1417	0	1417	74	38	36	2.61%	1,444	28	40%	0	0	42%	54%	10%	2%	8	0	
		342	0	342	0%	0	1	-1	12117	0	12117	639	498	141	1.18%	12,287	35	23%	60	5	67%	36%	1%	1%	59	15	



District Health Assessment for Multiple District 336 through January 2026

District Name	Status/ Number of Months in Status *	Clubs							Membership							Member Strength		Cancellation		Reports			Finance		Leadership		
		Active Clubs	Clubs in Status Quo	Total Clubs	% Status Quo Clubs in Financial Suspension	New Clubs	Cancelled Clubs	YTD Net Club Gain/Loss	Current Members In Active Clubs	Current Members In Status Quo Clubs	Current Total Members Count	YTD Add	YTD Drop	YTD NetGrowth (includes Active and Status Quo)	YTD NetGrowth% (includes Active and Status Quo)	Member Count 12 Months Ago	Average Member Count Per Club	% of Clubs with less than 20 members	Average Cancelled Club Age	Members Lost Due to Cancelled Clubs	% of Clubs Reporting Service	% No MMR in 3 Months	% No Officer Report in 12 months	% of Clubs with balance 90+ days	Number of Zone Chairs Recorded	Number of Region Chairs Recorded	District Officers Vacancies **
336 A		132	0	132	0%	0	0	0	4839	0	4839	242	196	46	0.96%	4,915	37	14%	0	0	54%	48%	0%	3%	25	10	
336 B		79	0	79	0%	1	0	1	2412	0	2412	141	106	35	1.47%	2,343	31	30%	0	0	48%	47%	3%	3%	15	0	
336 C		76	0	76	0%	1	0	1	2736	0	2736	184	103	81	3.05%	2,780	36	18%	0	0	68%	39%	1%	1%	11	4	
336 D		90	0	90	0%	5	0	5	2684	0	2684	255	120	135	5.30%	2,620	30	23%	0	0	76%	49%	0%	2%	16	7	
		377	0	377	0%	7	0	7	12671	0	12671	822	525	297	2.40%	12,658	34	20%	0	0	61%	46%	1%	2%	67	21	



District Health Assessment for Multiple District 337 through January 2026

District Name	Status/ Number of Months in Status *	Clubs						Membership								Member Strength		Cancellation		Reports			Finance	Leadership			
		Active Clubs	Clubs in Status Quo	Total Clubs	% Status Quo Clubs in Financial Suspension	New Clubs	Cancelled Clubs	YTD Net Club Gain/Loss	Current Members In Active Clubs	Current Members In Status Quo Clubs	Current Total Members Count	YTD Add	YTD Drop	YTD NetGrowth (includes Active and Status Quo)	YTD NetGrowth% (includes Active and Status Quo)	Member Count 12 Months Ago	Average Member Count Per Club	% of Clubs with less than 20 members	Average Cancelled Club Age	Members Lost Due to Cancelled Clubs	% of Clubs Reporting Service	% No MMR in 3 Months	% No Officer Report in 12 months	% of Clubs with balance 90+ days	Number of Zone Chairs Recorded	Number of Region Chairs Recorded	District Officers Vacancies **
337 A		110	0	110	0%	0	0	0	4239	0	4239	245	175	70	1.68%	4,289	39	12%	0	0	81%	35%	1%	0%	21	6	
337 B		57	0	57	0%	0	0	0	2049	0	2049	73	68	5	0.24%	2,075	36	12%	0	0	100%	47%	0%	0%	11	2	
337 C		70	0	70	0%	0	0	0	2879	0	2879	148	105	43	1.52%	2,872	41	16%	0	0	46%	46%	3%	4%	11	0	
337 D		68	0	68	0%	0	0	0	2035	0	2035	143	109	34	1.70%	2,055	30	22%	0	0	49%	35%	0%	15%	11	3	
337 E		50	0	50	0%	0	1	-1	1607	0	1607	85	105	-20	-1.23%	1,683	32	26%	35	1	94%	42%	4%	0%	11	0	
		355	0	355	0%	0	1	-1	12809	0	12809	694	562	132	1.04%	12,974	36	17%	35	1	73%	40%	1%	4%	65	11	

* - District Status: P - Provisional, T - Transitional.

** - District Officers Vacancies: DG - District Governor, 1st VDG - First Vice District Governor, 2nd VDG - Second Vice District Governor.